

















































Transfer of U.S. Refineries to Foreign Ownership: 1988 – Present

Should the SEC scrutinize the sale of America's strategic security assets more closely?

1988	1989	1991	1993	1997	1998	1999	2000	2001	
<p>NOV  Saudi Arabia Saudi Aramco & Texaco (JV) 307,500 B/D</p> <p>DEC  UK BP 77,500 B/D</p> <p>DEC  UK Ultramar 65,000 B/D</p> <p>DEC  China Sinochem & Coastal (JV) 25,000 B/D</p> <p>DEC  Venezuela CITGO 65,000 B/D</p>	<p>JAN  UK BP 126,000 B/D</p> <p>NOV  Venezuela Unocal & CITGO (JV) 73,500 B/D</p>	<p>DEC  Netherlands Shell sells to Unocal -120,000 B/D</p>	<p>APR  Mexico Shell & Deer Park, TX refinery (JV) 108,000 B/D</p> <p>APR  Netherlands Shell & Deer Park TX refinery (JV) -108,000 B/D</p> <p>JUL  Venezuela Lyondell & CITGO (JV) 265,000 B/D</p>	<p>MAY  Venezuela Unocal sells JV sake to CITGO 73,500 B/D</p> <p>SEP  China Sinochem & Coastal refinery closes -25,000 B/D</p>	<p>JAN  Netherlands Shell & Texaco (JV)</p> <p>JAN  Venezuela Mobil & CITGO (JV) 91,000 B/D</p> <p>JUL  Saudi Arabia Aramco/Texaco & Shell (JV)</p> <p>AUG  Netherlands Shell sells to Tesoro -142,000 B/D</p> <p>DEC  UK BP 1,043,000 B/D</p>	<p>JUL  France/Belgium Total SA merges with Fina 369,000 B/D</p> <p>NOV  Netherlands Shell sells to Frontier -52,500 B/D</p>	<p>APR  UK BP 498,000 B/D</p> <p>AUG  Israel Alon 58,500 B/D</p> <p>AUG  France Total SA sells to Alon -58,500 B/D</p> <p>SEP  UK BP sells to Tosco -250,000 B/D</p> <p>SEP  UK Ultramar 156,000 B/D</p>	<p>SEP  UK BP sells to Tosco -116,000 B/D</p> <p>DEC  Netherlands Shell 145,000 B/D</p>	
2002	2003	2004	2005	2006	2007	2008	2010	2012	2013
<p>MAR  Saudi Arabia Aramco/Texaco leave JV; Shell at 100%</p>	<p>AUG  Canada Suncor 60,000 B/D</p>	<p>MAY  Saudi Arabia/Netherlands JV sells to Premcor -175,000 B/D</p>	<p>JAN  Belgium Astra 117,000 B/D</p> <p>JUN  Canada Suncor 32,000 B/D</p>	<p>AUG  Netherlands Lyondell buys out CITGO</p> <p>DEC  Canada ConocoPhillips & EnCana (JV) 226,000 B/D</p> <p>DEC  Belgium Astra & Petrobras (JV) -58,500 B/D</p> <p>DEC  Brazil Astra & Petrobras (JV) 58,500 B/D</p>	<p>MAY  Netherlands Shell sells to Tesoro -104,000 B/D</p> <p>JUL  Canada Husky 146,000 B/D</p>	<p>APR  Canada BP & Husky (JV) 63,000 B/D</p> <p>APR  UK BP & Husky (JV) -63,000 B/D</p> <p>JUL  Israel Alon 80,000 B/D</p> <p>DEC  Brazil Astra sells to Petrobras 58,500 B/D</p> <p>DEC  Belgium Astra sells to Petrobras -58,500 B/D</p>	<p>JUN  Israel Alon 70,000 B/D</p>	<p>MAY  Saudi Arabia Port Arthur, TX refinery expansion 162,500 B/D</p> <p>MAY  Netherlands Port Arthur, TX refinery expansion 162,500 B/D</p>	<p>FEB  UK BP sells to Marathon -475,000 B/D</p> <p>JUN  UK BP sells to Tosco -246,000 B/D</p>